

# Talking Values With Children Ages 3-5



*Webinar 6*

March 20, 2012

*“Values to Live By” Webinar Series*



JEWISH BEDTIME STORIES and SONGS



# Workshop Goals



For participants to learn how to :

- Use PJ Library books to explore Jewish values with preschoolers and their families
- Design programs which meet the developmental needs and abilities of preschoolers
- Effectively use **language** to bring Jewish values to life
- Combine **words** with **activities** in order to maximize preschoolers' fun and learning



# Toddlers vs. Preschoolers- Differences in Development

## Toddlers



Love of walking, climbing, transporting objects

Vocabulary explosion; love of labeling; Stringing words into sentences

## Preschoolers



Fascination with running, climbing, riding

Speaking in sentences; asking why, what; story telling abilities increase



# More Developmental Differences

## Toddlers

Focused on themselves, their family life, activities of daily life

Capable of Basic Symbolization

Parallel , Ego-centric Play



## Preschoolers

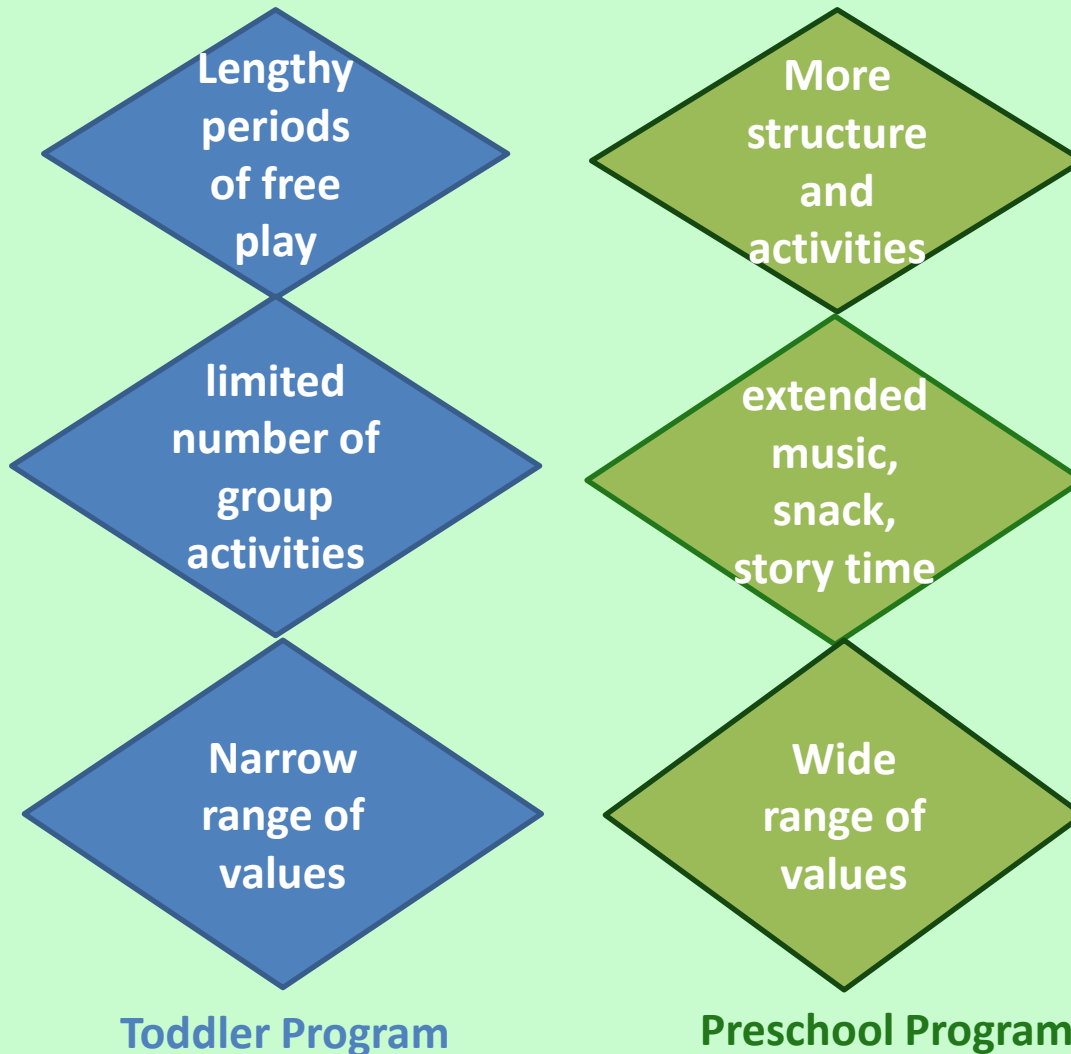
Reaching out beyond family- Interested in friends, trying on diverse roles

Increasingly Inventive, Imaginative Play

Developing a conscience, sense of right and wrong, justice, fairness



# Differences Between Toddler and Preschool Programs



# Expanding Values from Toddlerhood to Preschool

Preschool  
values

Friendship

Being a Mensch

Respecting differences

Kindness to animals

Communal responsibility

Israel

Caring for the environment

Contentment with one's lot

Holiday Customs

Honoring Parents

Caring for Pets

Tikkun Olam (in  
home environment)

Welcoming Guests

Kindness

Toddler Values



# Comparison of Schedules

## Toddler Schedule

10-30 Minutes Introductory  
Activity/Free Play

5 Minutes- Book Sharing/  
Values Talk

**5 Minutes Snack**

10-20 Minutes- Follow-up  
Activity/Free Play

**5 Minutes-Concluding Circle  
Time**

55-65 Minutes-Total

## Preschool Schedule

10-15 Minute Introductory  
Activity

10-15 Minutes Book Sharing/  
Values Discussion

[10-20 Minute Follow-Up  
Activities]




**10 Minutes Snack**

10-15 Minutes More Follow up  
Activities/Free Play

**5-10 Minutes- Concluding Circle**

45-85 Minutes Total

# Case Study: The Little Red Hen and the Passover Matzah





# Discussion Topic



Which Jewish values can be found within this book?

Doing good without expecting any return

Forgiveness

Tzedekkah

Welcoming Guests

Savir panim yafot -putting on a pleasant face

Generosity

Teshuva-repentance

Kindness

Jewish customs

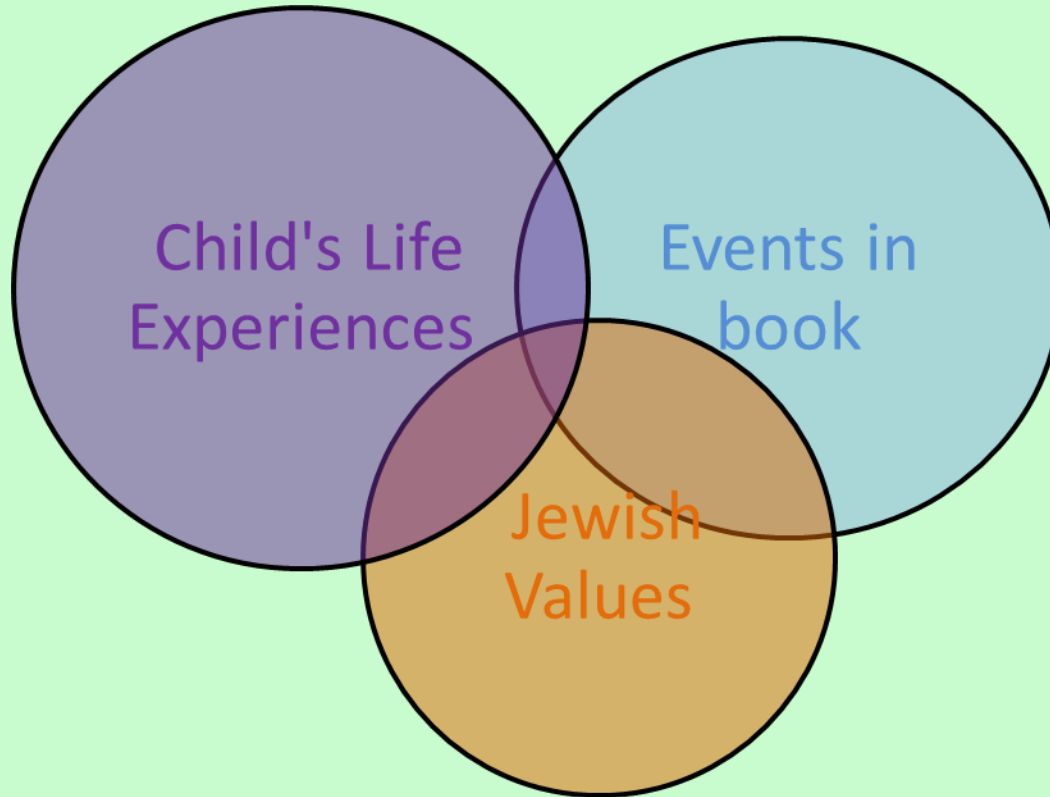
# Methods of Highlighting Values

- Post Reading Discussions
- Activities
- Instructions to Activities



- Carefully study all of the menorahs on the table. Can you point to your favorite one?
- Pick a menorah and try placing candles in it.
- There is one candle, called the **shammash** which is traditionally higher or set off in some way from all of the other candles. Can you point to the space where the shammash will go on each menorah?
- Can you make your own menorah out of play dough? Can you use your shammash and pretend to light all of the candles on your play dough menorah?

# Components of Values Based Discussion



# Characteristics of Good Discussion Questions for Toddlers

- Are somewhat leading, usually require only short answers
  - » *Were the dog, the sheep, and the horse nice?*
  - » *What did they do that was nice?*
  - » *Was the Hen nice? What nice things did she do?*
- Will reference child's daily routines and interactions with familiar people
  - » *Do you ever help your parents cook or clean? How do you help your parents (take care of the house)?*
- Briefly label and define a Jewish value and then ask children to use the new value in conversation
  - » *Did you know that there's a special Yiddish word that we use when someone is being a good, kind, helpful person?*
  - » *The word is mensch*
  - » *Who acted like a mensch in our book?*
  - » *Do you ever act like a mensch? What do you do when you're being a mensch?*



Events in Book  
Child's Life  
Jewish Values  
Soundbyte

# Characteristics of Good Discussion Questions for Preschoolers



- Somewhat open-ended; require more than a one word answer
  - Why didn't the animals want to help the Little Red Hen?*
  - If you were the Little Red Hen, would you let the sheep, dog, and horse come to your Seder? Why or why not?*
- May cite phrases or quotes from the book and then ask children to comment on these references
  - When the Little Red Hen was trying to decide whether to let her friends come to the Seder, we read that "The Little Red Hen was a good egg-a mensch". What do you think the word mensch means?*
- More in depth, cover a broader range of topics  
(Examples: Friendship; Welcoming Guests; Industriousness/Malacha)



Events in Book  
Child's Life  
Jewish Values  
Soundbyte

# Friendship: Preschool Questions

## Friendship:

- *In Hebrew, the word for friend is chaver- The word chaver חבר means to “unite, join together ,or blend”. At first , were the dog, horse, and sheep trying to join together and act like chaverim?*
- *If you were The Little Red Hen what might you have said or done in order to get your friends to help?*
- *The rabbis teach that having and being a friend requires great work and effort. What are some good things to do if you would like to become friends with someone?*
- *What should you do if you don't like the way a friend is behaving?*



Events in Book  
Child's Life  
Jewish Values  
Soundbyte

# Malacha and Welcoming Guests: Preschool Questions

## Industriousness/Malacha-



- *The Torah teaches us that work proceeds better and will be more successful if we do just a little bit at a time. We need to take one big job and break it into smaller pieces. When God made the world He did it in several different stages. Each day He created one or two new things until the entire world was filled with people and animals. The Little Red Hen divided her Passover preparations into steps. What jobs did she need to do in order to get ready for Passover?*
- *What jobs need to be done in your home if you want your home to be clean and/or ready for Passover?*

## Welcoming Guests



- *The Torah and the haggadah teach that we should always welcome people into our homes. The Little Red Hen remembers that the haggadah says to “Let all who are hungry come and eat”*
- *Whom might you want to invite to your Seder or to your house for a big meal?*
- *In Hebrew the words Hachnassat Orchim means welcoming guests into your home. What could you do to make guests feel comfortable and welcomed in your home?*

# Values Based Activities: Little Red Hen

- Welcoming Guests:
  - Making a Matzah Holder
  - Making Place Cards
- Friendship and Malacha:
  - Storywalk™: Job Chart/Performing tasks to help Little Red Hen





# Making Matzah Holders



- **Introductory Remarks:** *At this station, you will create a beautiful matzah box, which is designed to hold the matzahs (matzot) which will be eaten at the Passover Seder. The bottom of the matzah holder displays a famous quote from the haggadah (the book which we read at the Seder) stating "Let all who are hungry, come and eat." These important words remind us that we, like The Little Red Hen, must try to feed all those who are in need, and that we should try to invite as many guests as possible to our Seder.*

# Creating Place Cards



**Introductory Remarks:** *As the Little Red Hen reminds us, one important requirement of our Passover celebration is to invite guests to join us at our Seder. One nice way to help our guests feel welcomed at our Seder is to provide each guest with a place card, showing him/her where to sit at the table.*



# What Is a StoryWalk™?

- Combination of reading a book and walking outdoors
- Created by Anne Ferguson of Montpelier, VT and developed in collaboration with the Vermont Bicycle & Pedestrian Coalition and the Kellogg Hubbard Library.
- Pages of a book are displayed as signs; These signs are arranged outdoors, inviting families to walk a trail as they read the pages of the book aloud



# Rationale for Using a StoryWalk™ with The Little Red Hen

- Will engage interests of multi-aged families
- Will minimize waiting time
- Will provide concrete examples of ways of putting friendship and/or industriousness into action



# Possible StoryWalk™ Stations

**Seed Planting Station**- to accompany the picture of the hen planting seeds in the garden.



## Materials Needed:

- » -Dishwashing bin(s) (You will need approximately one bin filled with soil for each 12-14 families)
- » -Potting Soil
- » -Popcorn kernels, or yellow split peas, or flower/wheat seeds

**Instructions:** *Can you help the Little Red Hen grow the wheat which she will need in order to make her Passover matzah?*



## Things to do:

- Poke holes in the soil
- Deposit one seed in each hole
- Gently push/ sprinkle dirt on top of the seeds

# Picking Wheat

**Materials needed:** Dishwashing bins filled with potting soil  
Stalks of Wheat (which can be purchased from a floral supplier)

**Advanced Preparations:** Place a layer of potting soil in the bottom of the bin. Trim bottoms of wheat stalks. Poke the stalks into the soil so they stand upright in the soil, appearing as if they are growing in the dishwashing bin..

**Instructions:** *Since the Horse, Sheep, and Dog will not help the Little Red Hen, can you help her pick and harvest her wheat?*

**Things to Do:** -Remove wheat stalks from soil  
- When all of the stalks have been removed, please poke the stalks back into the soil so that they will be ready for the next family to pick?



# Making Matzah

## Materials Needed:

- Home made playdough
- OR Homemade matzah dough
- Rolling Pins or small cans of tomato paste
- Paper Plate
- Plastic Forks



**Instructions-** *Can you shape some dough into Matzah? Today we're really just **pretending** to make matzah (We're not really going to bake our matzah.)*

## Things to Do:

- Reach into the bowl, and break off a hand-full of dough
- Roll dough into a ball
- Place the ball on a paper plate
- Flatten the dough using a rolling pin/can
- Once the dough is flat, use a fork to prick it with holes (The holes insure that the dough will not rise during the cooking/baking period.)
- After you've shaped your matzah, scrunch it with your hand and return the dough to the bowl



# Voting Station

## Materials Needed:

- Voting Ballots
- Pencils
- Clip boards for writing
- Shoe box with slit cut on top for submitting ballots

**Introduction-** *Can you pause for a moment and vote on what action you think The Little Red Hen should take? Should the Little Red Hen invite her friends to join her at her Seder?*

## Things to Do:

- Please record your vote on the front of the ballot
- On the back of the ballot write a quick note, explaining why you voted as you did
  - Slip your ballot into the shoe box/ballot box

## Goal of This Activity Station:

To generate discussion on the nature of friends, and what to do when friends cause disappointment



## Cast Your Vote

Should the Little Red Hen allow the Horse, Sheep, and Dog to come to her Seder?

YES \_\_\_\_\_

NO \_\_\_\_\_

On the back of this ballot, please write a quick note explaining why you voted as you did.



# Matzah Tasting Station

## Materials Needed:

- Matzah ( Optional: Offer a variety of flavors-wheat, salt, egg, etc.)
- (Optional) Toppings for Matzah:
  - butter
  - cream cheese
  - charoset

**Instructions:** *As a reward for all the help which you offered the Little Red Hen, please eat some matzah. (After you've sampled a few different kinds of matzah and toppings, rate your favorites and compare your choices with other family members.)*



# Follow Up Activity:

## Making Family Job Charts

**Introductory Remarks:** *For much of our story, the Little Red Hen's friends, the Sheep, Horse, and Dog forgot that **good friends should always try to help one another and that jobs become easier when everyone pitches in and helps.** Cleaning the house, especially cleaning the house for Passover, is a hard job which requires lots of helpers and team work. At this station, you will prepare a job chart which will help everyone in the family know exactly what they should do in order to clean the house.*




Clean chairs



Help clean the car



Set the Table



Sweep the floor



Water the plants

# Job Chart Instructions



## Directions:

1. Using dot paints, stickers, etc. decorate foam frames
2. Decide on a title for your job chart (***Our Passover Cleaning Chart*** or ***Our Weekly Cleaning Chart***) Using glue stick, attach label to top or bottom of the frame
3. Look through task pictures and select 3-4 tasks which you would like family members to perform (Note: Feel free to write in your own tasks as well)
4. Using a glue stick, attach labels to chart
5. Using markers , write family member names on clothespins, one name per clothespin(Optional: Use a different color marker for each name.)



# Mix and Match Scheduling

-Opening Activity:  
*Making Matzah  
Holders*  
-Story  
-Discussion  
-Snack: *Matzah  
Tasting*  
Follow-Up Activity:  
*Making a Job Chart*

-Storywalk™ with  
activity stations  
-Follow Up  
Activity: *Making  
Matzah Holders*  
-Concluding Circle  
/Sing a long

-Opening Activity:  
*Making Place-cards*  
-Story and Discussion  
-Follow Up Activity:  
*Job Chart*

# Coming Soon...Book Based Program for the Little Red Hen



**\*\* Book Based Program**

**The Little Red Hen and  
the Passover Matzah**

**By: Leslie Kimmelman**

**Illustrated by: Paul Meisel**

