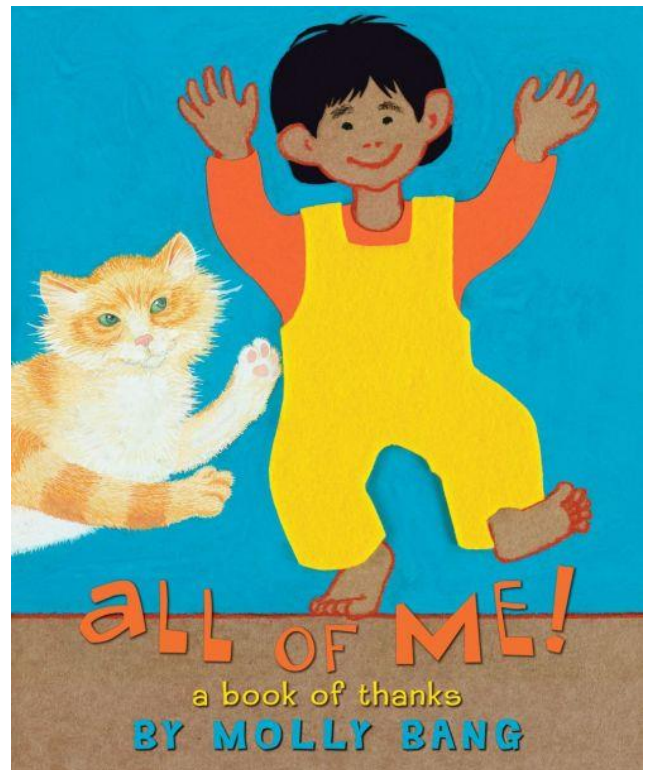


# Let My People Go... on a Storywalk

## *All of Me ... A Passover themed Storywalk*

*Hosted and held prior to Passover  
inside a preschool building.*

*Options included for use in outside  
space and garden-type of setting*



### Goals:

1. To publicize and market PJ Library to a wider audience,
2. To build connections among PJ families,
3. To connect PJ families with local Jewish preschool. In this case, the preschool has an amazing building which the storywalk showcased as families walked through the preschool to each station.
4. To expose PJ families to synagogue clergy in a non-threatening way (the rabbi and cantor both are PJ parents)
5. To expose PJ families to the summer camp, Camp Micah, held on the preschool grounds. The Director of the Camp (a past PJ mom) attended and ran one of the stations.

#### *Staff contact info:*

**Jen Baer Lotsoff**

**[jlotsoff@jfedstl.org](mailto:jlotsoff@jfedstl.org)**

**314-442-3867**

**12 Millstone Campus Drive  
St. Louis, Mo 63146**




## Email invite:

Sunday, Mar. 10 @ 4-5 pm

## LET MY PEOPLE GO.... ON A STORYWALK!



**Shirlee Green Preschool @ Congregation  
Shaare Emeth 11645 Ladue Rd, St Louis,  
MO 63141**



**FREE PJ LIBRARY BOOK!!** Join Shirlee Green Preschool's Resource Specialist & Storyteller, Barb Hoffman, along with Shaare Emeth's clergy, staff, Camp Micah Director and other special guests! RSVP to Amy Bell at [amybell76@gmail.com](mailto:amybell76@gmail.com) Explore the storywalk stations, filled with music, crafts, food, and fun! Questions? Contact Jen Baer Lotsoff with PJ Library at [jlotsoff@jfedstl.org](mailto:jlotsoff@jfedstl.org)

*(A Story-Walk is an engaging and interactive way to tell a story. Children and their families will actually "WALK" through the story while participating in fun motor, cooking, and art activities throughout the preschool.)*

## Publicity:

- Facebook invite and blurbs posted on personal pages, groups, synagogue, and preschool sites
- Email sent out from preschool, synagogue, and PJ Library

## Outside funding source:

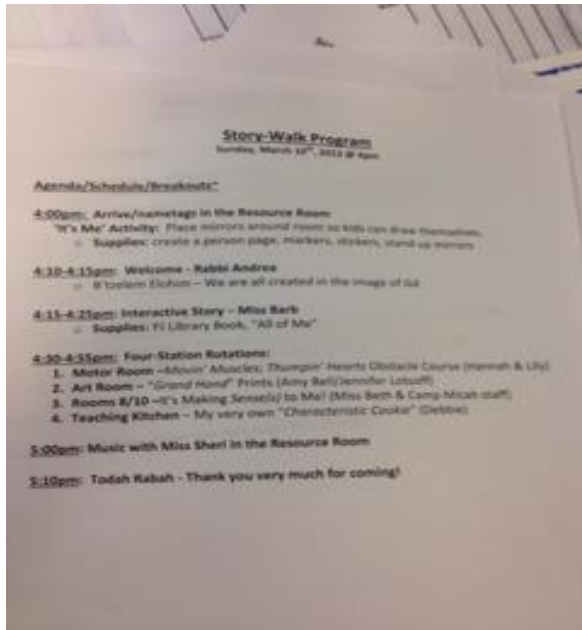
The preschool was able to secure a small grant from a local foundation, which enabled us to purchase *All of Me* books for every participant family.



## Storywalk:

Footprints were taped to the ground, and there was a map showing which directions families could choose to go.





Families were given this "program" when they arrived. They also received a name tag and were greeted by members of the preschool staff. A preschool teacher led families to the Resource Room, where the program started.

## INSIDE Storywalk activities:

As families arrived, they were instructed to walk around a room with mirrors, looking at their reflections. Then they were asked to make a "mini" them. After this opening activity, a rabbi from



the congregation spoke about

B'tzelem Elohim, being made in G-d's image. She tied this into the Passover story and related it to being free.... to be ourselves, to practice our religion....

Then a storyteller from the preschool read/acted out the book *All of Me* to the kids.

There were four stations of activities, but there were also several stops along the hallways with little instructions of activities, for example, the book page "*I smell with my... Nose. So many different smells! (And sometimes my nose rubs other noses)*" instructed participants to stop and rub noses with one another.



**HANDS Book page:** *"What grand hands! Thank you, hands, for gripping and throwing and patting and holding. And for hugging."* Families were given directions to trace their hands, decorate it, and spell their name using foam



letters. Parents then wrote an attribute starting with each letter in the child's name. We made copies of the "grand hands" sheet from the back of the book for them to use for this activity. They were given extra copies of the sheet to bring to their seder or any upcoming family/friend gathering to talk about each person's unique characteristics that make him or her special.



**TEETH Book page:** *"My teeth bite crackers. My tongue licks ice cream. My mouth tastes all my food before it slides down here, into my tummy."* Charoset time!

Families got to make various types of charoset- including an M&M variety. This station



showed the preschool's amazing kitchen which they use for interactive "cooking" classes with their preschool kids.

**FEET Book page:** *"Look at my fine feet! Thank you, feet, for holding me up when I stand, and when I walk, and when I jump!"* This station highlighted the preschool's amazing motor room. Families were encouraged to explore the "obstacle course" type of path in the motor room as they imagined they were crossing the desert as the Jews did when they left Egypt.

**EYES Book pages:** *"I see with my eyes..." and also "I listen with my ears."* The Camp Micah staff used the theme of the ten plagues in one of the preschool classrooms, where they participated in activities such as making frog sounds and reaching into boxes to try to guess which plague they were touching.



**MOUTH Book page:** *"I smile and talk and sing with my mouth."* This was in the Resource Room in the preschool where families gathered after the storywalk for some music and singing with a preschool teacher and the synagogue cantor.

## OUTSIDE Storywalk Version:

Do you want to do a storywalk outside? No problem... here are some ideas for doing a storywalk with the same book used inside at our local preschool. You can be at a park or field, or at a sensory garden located at your local botanical gardens or even at a school playground. USE WHAT YOU SEE!



**NOSE Book page:** *"I smell with my.... nose. So many different smells! (And sometimes my nose rubs other noses)"*

**Smell** - Smells don't just have to come from blooming flowers. There are both strong and subtle smells that can be explored:

- Look for flowers with subtle smells that require you to stick your nose into the petals, such as violets.
- See if there are plants that are pollinated by birds or insects rather than plants that release their seeds into the air. This will help any children who suffer from hay fever or asthma.
- Introduce fresh mulches, wood shavings, grass clippings, etc. which may have new scents.
- Spice plants have great smells as well.... They can be used for smell as well as for taste.



**HANDS Book page:** *"What grand hands! Thank you, hands, for gripping and throwing and patting and holding. And for hugging."*

**Touch** - Think texture:

- Soft flowers, fuzzy leaves, springy moss, rough bark, succulent leaves, and prickly seed pods.
- Look for plants and trees close to walkways so children walking along the path may be brushed by foliage.
- Rocks, wood, grass.... All have different sizes, shapes and textures.

Other activities for a touch station:

- Head shoulders knees and toes
- Play ball!
- Bubbles
- Balloon toss



**TEETH Book page:** *"My teeth bite crackers. My tongue licks ice cream. My mouth tastes all my food before it slides down here, into my tummy."*

**Taste-** A favorite sense. Check for allergies and make sure what you are tasting is non-toxic.

- small fruit trees
- veggies or herbs like rosemary, cilantro, oregano, sage

**FEET Book page:** *"Look at my fine feet! Thank you, feet, for holding me up when I stand, and when I walk, and when I jump!"*

An open field is a great place to practice kicking around the soccer ball or have a game of catch. Kite flying is also a great activity if you have a lot of space. Other activities:

- Hopscotch
- Jumping jacks
- Follow the leader
- Hula hoops



**EYES Book page:** *"I see with my eyes...."*

**Sight** - Color, shape, visual texture, movement, light and shadow. When planning year- round sensory experiences for children incorporate colors, shapes, and light



- Look for flowers of varying colors that bloom at different times of the year.
- Try to incorporate long grasses or 'weeping' tree varieties that will move in a breeze.
- It's fun to find plants and features that appeal to butterflies, such as herbs or flowering trees and shrubs.
- A bird feeder in any location can be used to observe the different types of birds that stop by
- If you are creating a temporary garden in a field or park, remember that potted plants don't have to be confined to traditional pots. Be creative and use items such as old shoes, a wheelbarrow, or playground equipment. Integrate mobiles, mirrors or sculpture into outdoor environments.
- Plan a storywalk with a scavenger hunt where kids look for smooth rocks or nuts from a tree.

**EARS Book page:** *"I listen with my ears. Outside I hear cars rumbling. I hear people playing music."*

**Sound** - Many sounds for your storywalk stations don't need planning, such as the sound of wind rushing through the leaves, rustling grasses or singing birds. But, to enhance the variety of sounds you can easily include dripping or trickling water and different wind chimes (homemade or store bought)

One possible station is to ask families to stand and close their eyes, or if you have a lot of room (and more time) take a big towel or blanket and families lie down on it together, close their eyes and listen carefully.

I found these examples for outdoor stations from these websites: (google using words like garden, kids, activities for tons of great ideas)

<http://growing-minds.org/early-introductions-to-sensory-gardens-infants-and-toddlers/>

<http://littlewondersdays.blogspot.com/2013/09/fall-sensory-garden-with-kids.html>

<http://ezinearticles.com/?Five-Games-You-Can-Play-With-a-Toddler-at-the-Park&id=3831521>